

Mansfield city, Ohio

Population and Housing Narrative Profile: 2006-2008

Data Set: 2006-2008 American Community Survey 3-Year Estimates

Survey: American Community Survey

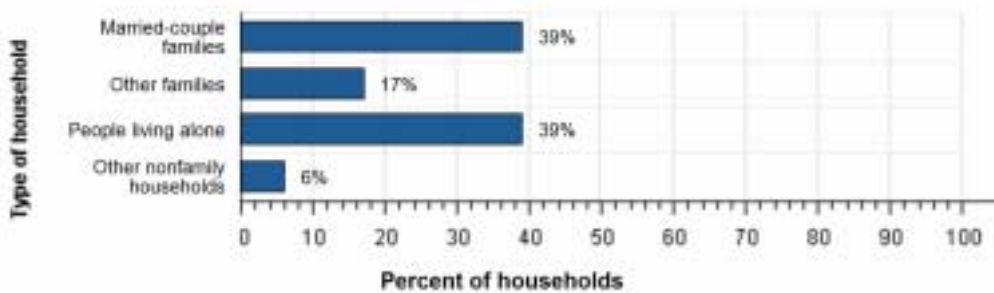
NOTE. Although the American Community Survey (ACS) produces population, demographic and housing unit estimates, it is the Census Bureau's Population Estimates Program that produces and disseminates the official estimates of the population for the nation, states, counties, cities and towns and estimates of housing units for states and counties.

For more information on confidentiality protection, sampling error, nonsampling error, and definitions, see Survey Methodology.

HOUSEHOLDS AND FAMILIES: In 2006-2008 there were 19,000 households in Mansfield city. The average household size was 2.2 people.

Families made up 56 percent of the households in Mansfield city. This figure includes both married-couple families (39 percent) and other families (17 percent). Nonfamily households made up 44 percent of all households in Mansfield city. Most of the nonfamily households were people living alone, but some were composed of people living in households in which no one was related to the householder.

The Types of Households in Mansfield city, Ohio in 2006-2008

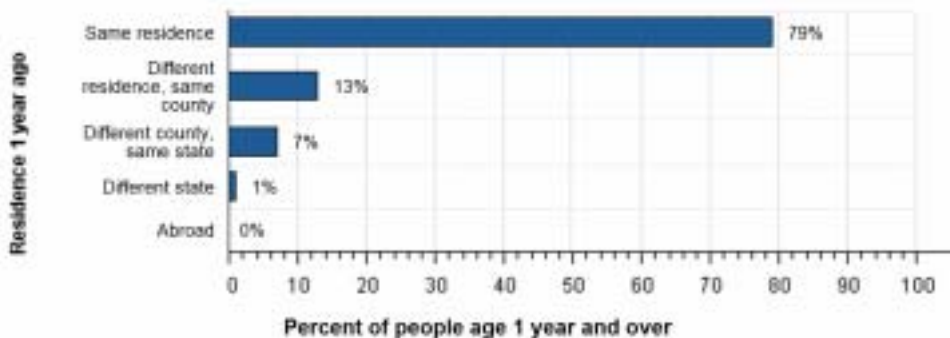


Source: American Community Survey, 2006-2008

NATIVITY AND LANGUAGE: Data for this section cannot be displayed because the number of sample cases is too small. Displaying the data would risk disclosing information for individuals.

GEOGRAPHIC MOBILITY: In 2006-2008, 79 percent of the people at least one year old living in Mansfield city were living in the same residence one year earlier; 13 percent had moved during the past year from another residence in the same county, 7 percent from another county in the same state, 1 percent from another state, and less than 0.5 percent from abroad.

Geographic Mobility of Residents of Mansfield city, Ohio in 2006-2008

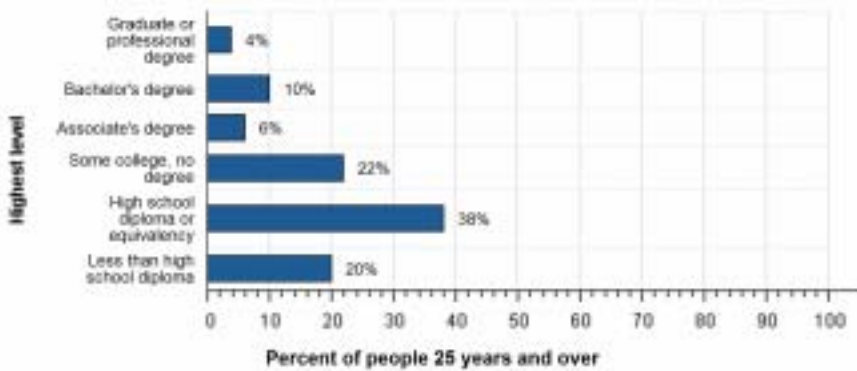


Source: American Community Survey, 2006-2008

EDUCATION: In 2006-2008, 80 percent of people 25 years and over had at least graduated from high school and 14 percent had a bachelor's degree or higher. Twenty percent were dropouts; they were not enrolled in school and had not graduated from high school.

The total school enrollment in Mansfield city was 10,000 in 2006-2008. Nursery school and kindergarten enrollment was 1,300 and elementary or high school enrollment was 6,800 children. College or graduate school enrollment was 2,400.

The Educational Attainment of People in Mansfield city, Ohio in 2006-2008

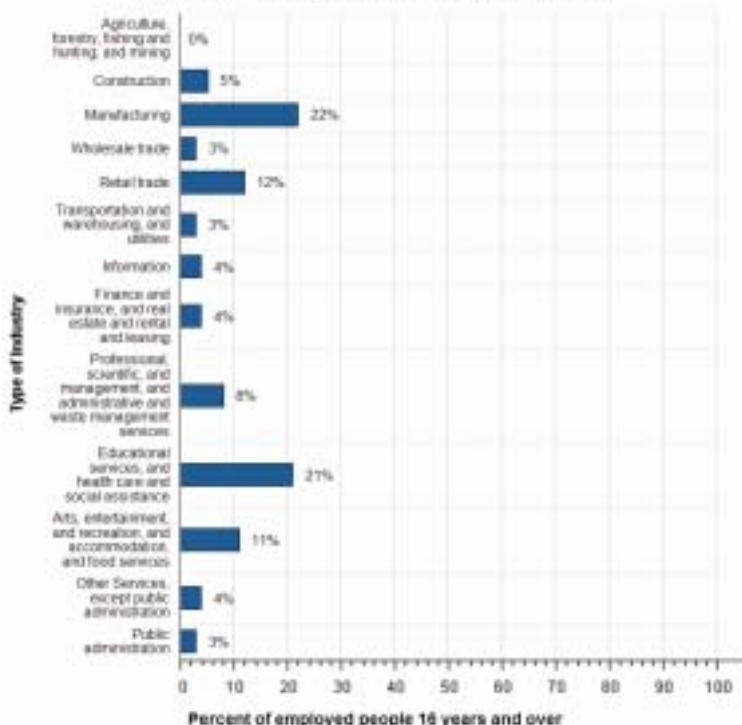


Source: American Community Survey, 2006-2008

DISABILITY: Data for this section cannot be displayed because the number of sample cases is too small. Displaying the data would risk disclosing information for individuals.

INDUSTRIES: In 2006-2008, for the employed population 16 years and older, the leading industries in Mansfield city were Manufacturing, 22 percent, and Educational services, and health care, and social assistance, 21 percent.

Employment by Industry in Mansfield city, Ohio in 2006-2008



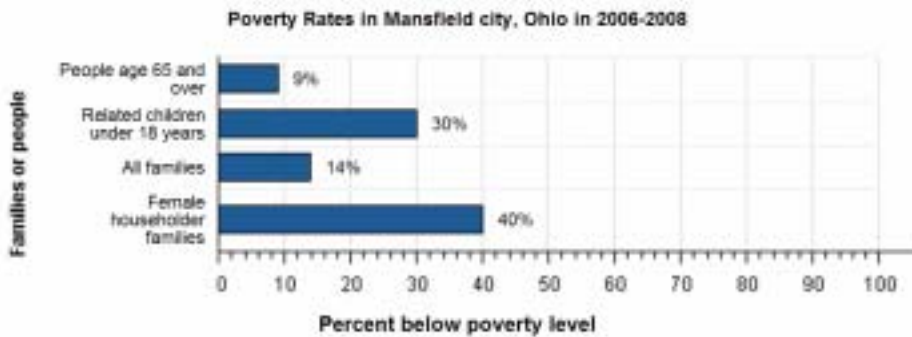
Source: American Community Survey, 2006-2008

OCCUPATIONS AND TYPE OF EMPLOYER: Among the most common occupations were: Production, transportation, and material moving occupations, 25 percent; Sales and office occupations, 24 percent; Management, professional, and related occupations, 24 percent; Service occupations, 20 percent; and Construction, extraction, maintenance and repair occupations, 7 percent. Eighty-five percent of the people employed were Private wage and salary workers; 9 percent was Federal, state, or local government workers; and 6 percent was Self-employed in own not incorporated business workers.

TRAVEL TO WORK: Seventy-nine percent of Mansfield city workers drove to work alone in 2006-2008, 14 percent carpooled, 1 percent took public transportation, and 4 percent used other means. The remaining 2 percent worked at home. Among those who commuted to work, it took them on average 16.9 minutes to get to work.

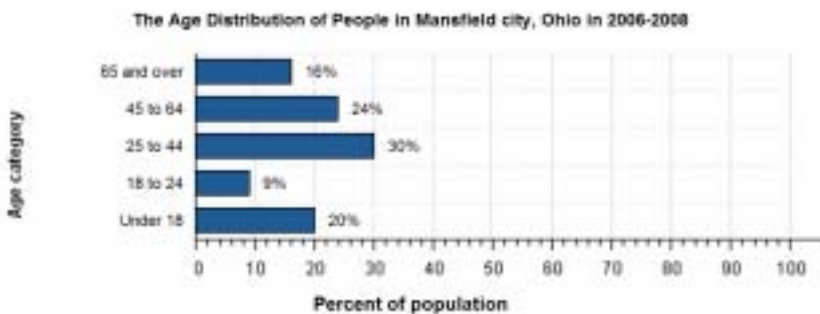
INCOME: The median income of households in Mansfield city was \$32,344. Seventy-one percent of the households received earnings and 24 percent received retirement income other than Social Security. Thirty-two percent of the households received Social Security. The average income from Social Security was \$14,519. These income sources are not mutually exclusive; that is, some households received income from more than one source.

POVERTY AND PARTICIPATION IN GOVERNMENT PROGRAMS: In 2006-2008, 20 percent of people were in poverty. Thirty percent of related children under 18 were below the poverty level, compared with 9 percent of people 65 years old and over. Fourteen percent of all families and 40 percent of families with a female householder and no husband present had incomes below the poverty level.



Source: American Community Survey, 2006-2008

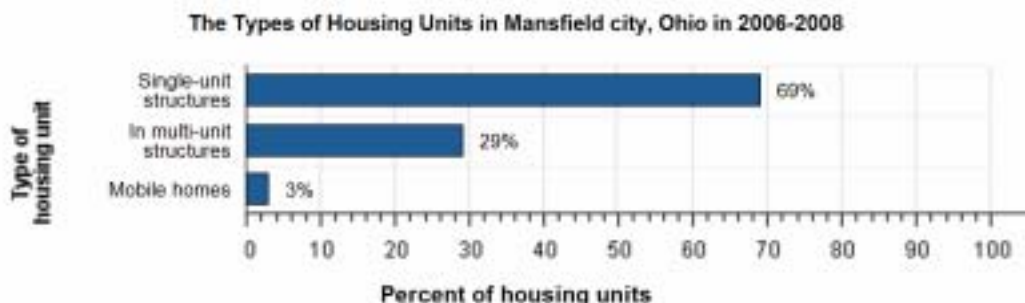
POPULATION OF Mansfield city: In 2006-2008, Mansfield city had a total population of 47,000 - 22,000 (47 percent) females and 25,000 (53 percent) males. The median age was 38.1 years. Twenty percent of the population was under 18 years and 16 percent was 65 years and older.



Source: American Community Survey, 2006-2008

For people reporting one race alone, 73 percent was White; 23 percent was Black or African American; less than 0.5 percent was American Indian and Alaska Native; 1 percent was Asian; less than 0.5 percent was Native Hawaiian and Other Pacific Islander, and less than 0.5 percent was Some other race. Three percent reported Two or more races. Two percent of the people in Mansfield city was Hispanic. Seventy-two percent of the people in Mansfield city was White non-Hispanic. People of Hispanic origin may be of any race.

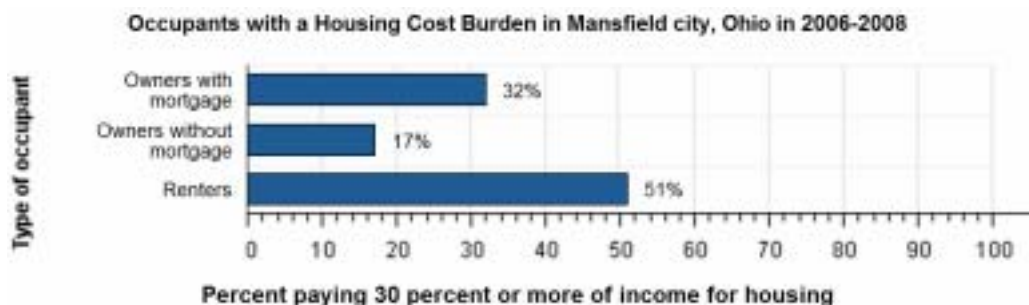
HOUSING CHARACTERISTICS: In 2006-2008, Mansfield city had a total of 22,000 housing units, 17 percent of which were vacant. Of the total housing units, 69 percent was in single-unit structures, 29 percent was in multi-unit structures, and 3 percent was mobile homes. Thirteen percent of the housing units were built since 1990.



Source: American Community Survey, 2006-2008

OCCUPIED HOUSING UNIT CHARACTERISTICS: In 2006-2008, Mansfield city had 19,000 occupied housing units - 11,000 (59 percent) owner occupied and 7,600 (41 percent) renter occupied. Nine percent of the households did not have telephone service and 14 percent of the households did not have access to a car, truck, or van for private use. Thirty-two percent had two vehicles and another 13 percent had three or more.

HOUSING COSTS: The median monthly housing costs for mortgaged owners was \$963, nonmortgaged owners \$403, and renters \$563. Thirty-two percent of owners with mortgages, 17 percent of owners without mortgages, and 51 percent of renters in Mansfield city spent 30 percent or more of household income on housing.



Source: American Community Survey, 2006-2008

Source: U.S. Census Bureau, 2006-2008 American Community Survey

The U.S. Census Bureau's Population Estimates Program produces the [official population estimates for the nation, states, counties and places, and the official estimates of housing units for states and counties](#). The population and housing characteristics included above are derived from the American Community Survey.

Notes:

- Detail may not add to totals due to rounding.
- Percentages are based on unrounded numbers.